



# Matriculating Students 2025

PhD in Biomedical Sciences and Neuroscience

[View Data Tables](#)



App Year: 2025

Filter by MTA: All

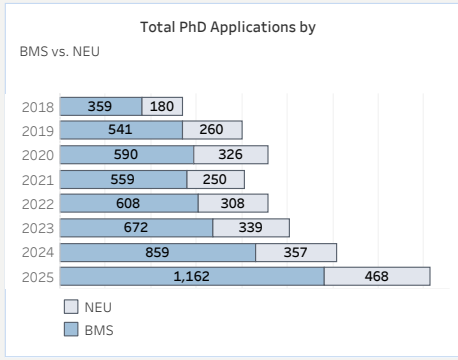
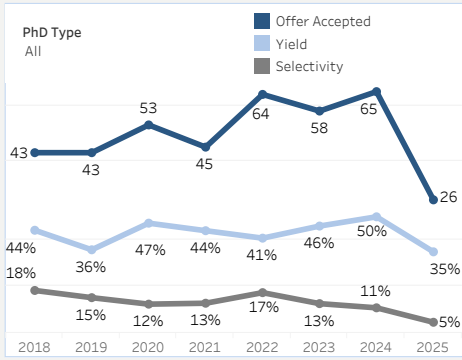
75 Offered Admission\*

26 Accepted \*  
46 Declined

3 No Reply

5% Selectivity Rate (75/1,630)  
35% Yield Rate (26/75)

\*+1 Deferral from 2024



Female



17 (65%)

Male



9 (35%)

35% (9)  
International Students  
with "Offer Accepted"

19% (5)  
First Generation

Asian	10
Black or African-American	2
White	13
Two or More Races	1

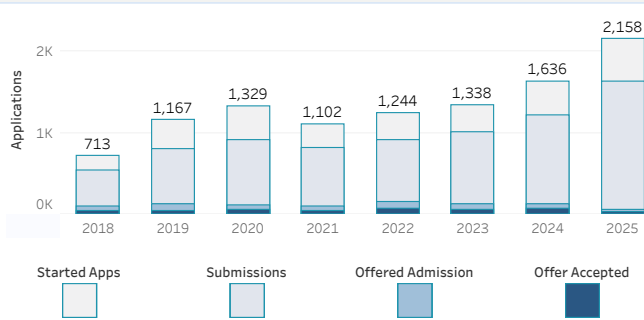
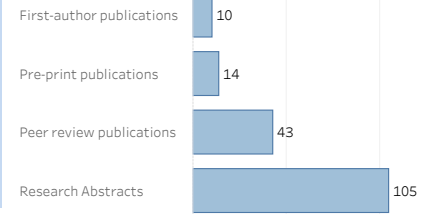
Median Scaled Undergrad GPA	3.87
Median Graduate GPA	3.95

MTA	Defer	Offer Accepted	Median Undergrad GPA
AIET		2	3.94
CAB		3	3.76
DMT		2	3.83
DRS		4	3.95
GGS		3	3.88
IMM		4	3.90
MIC		2	3.74
NEU		6	3.84

35% (9)  
Master's Level Education

4,411  
Avg. Previous Research Hours

172  
Publications



Matriculants originate from  
12 unique countries

[Show List](#)

