

# **Mount Sinai 2020 AAALACi Site Visit Preparation and Guidance**

**Crystal H Johnson, DVM MPH DACLAM  
Associate Director, Center for Comparative  
Medicine and Surgery (CCMS)**



**Mount  
Sinai**

# What is AAALACi?

Private, nonprofit organization that enhances life sciences through the promotion of humane and responsible treatment of animals used in research, teaching and testing through voluntary accreditation and assessment programs

Works with institutions and researchers to serve as a bridge between progress and animal well-being. Through the accreditation process in which research programs demonstrate that **they meet the minimum standards required by law**, and are **also going the extra step to achieve excellence in animal care and use**

# Benefits of Accreditation ...

- **Provides a confidential, third-party peer review**
- **Promotes scientific validity**
- **Represents quality**
- **Demonstrates accountability**
- **Assures funding sources**
- **Helps recruit quality research faculty**
- **Shows a real commitment to humane animal care**

# The Process

**Site visit scheduled: August 17<sup>th</sup>– August 19<sup>th</sup> 2020**

➤ **AAALACi evaluates the entire “program”**

**which includes:**

- **Institutional commitment**
- **IACUC function**
- **Husbandry programs**
- **Veterinary care programs**
- **Occupational health and safety programs**
- **Record keeping**
- **Animal Facilities**
- **Research Laboratories**

# What Do Site Visitors Do While They Are Here?

- **They review the ISMMS “Program Description” before arriving**
- **Meet with IO, IACUC, CCMS, EHS, Engineering, Investigators**
- **Tour all animal facilities and satellites**
- **Tour Investigator laboratories where animals are used**
- **Evaluate supporting documentation of program operation (i.e. records)**



# What Should I Do To Prepare?

- **Continue normal laboratory activities**
- **Review current protocols**
- **Contact IACUC or CCMS with questions**
- **Be prepared to answer questions **CORRECTLY****

# Likely Questions

- Describe the animal procedures conducted in the lab.
- Are the animal procedures described in your protocol?
- Has everyone in the lab read the protocol?
- What training did you receive regarding the animal procedures your are conducting (by the PI, IACUC, CCMS)?

# Likely Questions

- **Social Housing**
  - Are your animals housed socially?
  - If not, do you have IACUC approval (scientific justification) to house animals singly
  - IACUC protocols should be amended to ensure compliance



## *Single Housing*

Date: \_\_\_\_\_ Tech Initials: \_\_\_\_\_

CC#: \_\_\_\_\_ PI: \_\_\_\_\_

Date: \_\_\_\_\_ Lab Initials: \_\_\_\_\_

Singly housed animals must be resolved within 72 hrs of the tag date.

Identify below the IACUC approved reason for Single Housing.

- ☐ Scientific Justification
- ☐ Socially Incompatible
- ☐ Only Female/Male in the Litter
- ☐ Pregnant Female
- ☐ Male Breeder
- ☐ Other: \_\_\_\_\_



# Likely Questions

## ➤ **Survival Surgery**

- Is area dedicated during surgical procedure, free of clutter, and sanitizable?
- Describe aseptic technique (animal prep, surgeon prep, instrument prep – sterile gloves, prep area, surgical area)
- For guidance, review IACUC Policies #5 and #6

## Guidelines for Aseptic Technique for Rodent Survival Surgeries



### Recommended:

- Surgical gowns
- Sterile gloves
- Masks
- Hair bonnets



- Drape placement over the surgical site is recommended
- Instruments must always be placed on a sterile field



- Instruments should be re-sterilized using a glass bead sterilizer between each surgery
- Instruments must be allowed to cool prior to applying them to the skin or other tissues

## Guidelines for Aseptic Technique for Rodent Survival Surgeries

Review the IACUC Policy on Rodent Survival Surgery for further details.

---

### **SURGICAL AREA**

- ☐ Designated clean, clutter free, and isolated space
  - ☐ Clean and disinfect the surface with a disinfectant prior to each surgery
  - ☐ Separate areas for prep, surgery, and recovery
  - ☐ Adequate light for the surgery and a heat source for the animal are provided
- 

### **PATIENT PREPARATION**

- ☐ Prepare the animal in an area separate from the surgical site
  - ☐ Remove hair from the intended surgical site
  - ☐ Place ophthalmic ointment in the eyes
  - ☐ Transfer animal to surgical area and position animal with tape
  - ☐ Scrub surgical area with chlorhexidine or povidone-iodine and alcohol, 3X
- 

### **PREPARATION OF SURGEON, INSTRUMENTS AND STERILE FIELD**

- ☐ Ensure appropriate instruments have been sterilized
- ☐ The use of surgical gowns, sterile gloves, masks and hair bonnets are recommended
- ☐ Drape placement over the surgical site is recommended
- ☐ Instruments must always be placed on a sterile field
- ☐ If performing multiple surgeries, between each surgery:
  - ☐ New gloves should be donned
  - ☐ Instruments should be re-sterilized using a glass bead sterilizer

# Which space is appropriate for aseptic survival surgery?

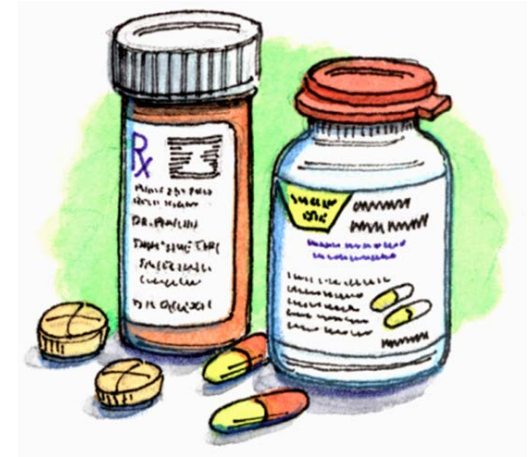
Here?



Or Here?



# Likely Questions



- **Survival Surgery**
  - Analgesic agents?
    - Expiration date & pharmaceutical grade
    - Administration schedule & records documenting use
  - Post-operative monitoring
    - Animals monitored for appropriate recovery
    - Records documenting monitoring according to approved protocol

# Likely Questions

- **Survival Surgery –survival and non-survival**
  - Anesthetic machine (on maintenance program, how is waste gas scavenged, F/Air canisters weighed, high pressure tanks secured)





# VAPORIZER Maintenance Program

**All vaporizers should be certified at minimal every three years**

- **Please contact Ron Primm CCMS OR Supervisor ext. 4-4297, if you have any questions.**

# Likely Questions



## ➤ **Controlled Substances**

- Secured
- Logs of usage, running balance

## ➤ **Non-pharmaceutical grade agents**

- Justified and approved in protocol
- Methods used for preparation and sterility





**Mount  
Sinai**

**Center for Comparative Medicine and Surgery**  
 Annenberg Building, 26-100, Box 1031  
 One Gustave L. Levy Place  
 New York, NY 10029  
 Phone: 212-241-3008 Fax: 212-860-9739

**DAILY LOG-CONTROLLED SUBSTANCE**

You have been issued a narcotic or controlled drug, as per your request to the Center for Comparative Medicine and Surgery the description and quantity of which have been recorded with CCMS and are outlined below. Please complete this form as you use this drug. When this supply has been used up, **this record and the empty bottle(s)** are to be returned to CCMS. Please note, if someone other than the Principal Investigator is to pick up the supply, the name of the person should be endorsed in the Drug Authorization Request Form (Appendix A) by the PI.

Audits of these records may be made at any time by an agent of the DEA or by the person issuing the drug.

**ALL CONTROLLED AND NARCOTIC DRUGS MUST BE KEPT UNDER DOUBLE LOOK AND KEY.**

PI Name: \_\_\_\_\_ Pick Up by: \_\_\_\_\_ Date: \_\_\_\_\_

Pharmaceutical/Drug \_\_\_\_\_ Lot# \_\_\_\_\_ Exp Date: \_\_\_\_\_

Volume Issued: \_\_\_\_\_ Concentration: \_\_\_\_\_ Bottle ID#: \_\_\_\_\_

Date/Time	Species	Procedure/Usage	Route of Admin	Vol Used	Admin By	Dosage Wasted	Balance
AM							
PM							
AM							
PM							
AM							
PM							
AM							
PM							
AM							
PM							
AM							
PM							
AM							

# Likely Questions



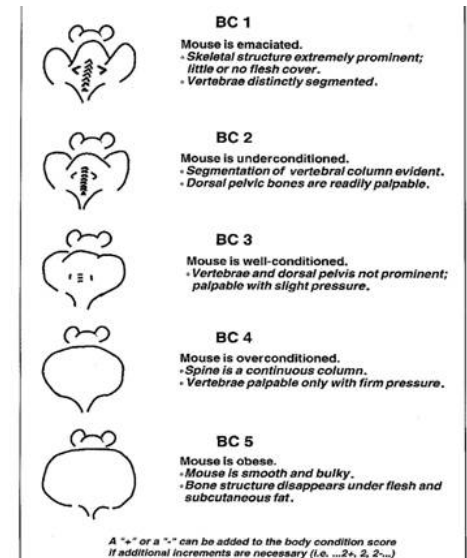
## Veterinary Services

- Do you know how to contact your veterinary technicians and veterinarians?
- Do you have emergency contact information available so that you can be contacted 24/7?

# Likely Questions

## ➤ Humane Endpoints

- What are they for your study?
- Are they indicated in the approved protocol?
- Are animals monitored and euthanized according to protocol?
- Are monitoring records archived and available for review?




# Likely Questions

## ➤ Euthanasia

- How are animals euthanized?
  - What verification methods are used
- Guillotine- how often is it sharpened?
- CO<sub>2</sub>- How is it administered?
- How are animal carcasses disposed?

## \*\*\*\*\*CO2 Euthanasia of Rodents\*\*\*\*\*

This CO<sub>2</sub> unit has been fitted with an adjustable flowmeter.



1. Turn on the CO<sub>2</sub> canister valve (A). Look for a pressure reading.

2. Turn (B) to adjust the flowmeter to the appropriate flow listed below.

Mouse cage	2.5-5 LPM
Rat cage	10-15 LPM

3. Respiratory arrest usually takes **3 or more minutes**. After 3 minutes, check for respiratory and cardiac arrest and then maintain the animal under CO<sub>2</sub> for at least 1 additional minute after respiratory and cardiac arrest. In accordance with IACUC policy, death of the animal must be confirmed by physical examination or by an adjunctive physical method (cervical dislocation or bilateral thoracotomy).

4. Following death, the flowmeter and gauge should all be turned to the off position.

# Likely Questions

## ➤ **Animal Transport**

- How are animals transported to the lab?
- Are animals transported through common corridors/elevators?
- Are animals concealed during transit?



# Likely Questions

## ➤ **Animal Concerns**

- If one had an animal use concern, how would it be reported and to whom?
- Is there an anonymous method of reporting concerns?
- Does the university have whistleblower protection for people who report animal concerns?



# Likely Questions

- **Satellite facilities ( PI maintained housing)**
  - Is the use of a satellite justified with IACUC approval?
  - Are animals observed and provided husbandry care daily?
  - Are husbandry records kept/available for review?
  - Are CCMS veterinarians contacted if animals exhibit sickness or disease?
  - Are SOPs in place for cleaning facility/equipment?
  - Are you familiar with the institutional disaster plan for satellite locations?





# Likely Questions

**Only address questions about issues for which you are responsible!**

➤ **It's ok to say:**

- 'I'm not the person who performs that surgery, procedure, euthanasia, monitoring....etc.'
- 'I don't know the answer to that, but I'll get back to you before the visit is over.'

# Questions?

**Visit our website for more helpful information!!!**

**[icahn.mssm.edu/research/ccms](http://icahn.mssm.edu/research/ccms) (Announcements)**

