

IRB Monthly Dashboard: 2/1/2025 – 2/28/2025

Average Monthly Turnaround Time (TAT) for Approved Submissions (Calendar Days)									
	Initial Review			Continuing Review*			Modifications		
	TAT	Last Month	YTD	TAT	Last Month	YTD	TAT	Last Month	YTD
Full Board (Mean)	71↓	120	104	40↓	48	44	50	49	49
Full Board (Median)	66↓	106	80	35	37	37	46↑	37	43
Expedited (Mean)	59↓	73	65	36↑	31	33	19	21	20
Expedited (Median)	49↓	54	52	22	24	23	9	9	9

Total #Submissions in Month by Submission Type											
Initial		Continuing Review*		Modifications		RNI		Total (Including RNIs):			
This Month	Last Month	This Month	Last Month	This Month	Last Month	This Month	Last Month	This Month	Last Month	This Month (2024)	YTD
104	114	184	236	354	475	66	75	708	900	701	1608

INITIAL (R2R) EXTERNAL IRB METRICS						
# Submissions		Average TAT from Submission to Reliance Confirmed (Calendar Days)			Average TAT from Submission to FDLS^ (Calendar Days)	
This Month	Last Month	This Month (Mean/Median)	Last Month (Mean/Median)	YTD (Mean/Median)	This Month (Mean/Median)	Last Month (Mean/Median)
26	27	53↓/47↓	65/61	60/58	108↓/106↓	121/113

Green # (↓) = TAT decreased >2 days from last month

Red # (↑) = TAT increased >2 or more days from last month

Black # = TAT unchanged or less than 2 days changed from last month

*"Modification and Continuing Review" combination submissions are counted towards the Continuing Review Turnaround Time and #Submissions

^Final Determination Letter Sent

2/1/2025 – 2/28/2025

Full Board: Average Time Spent With PPHS vs. Outside PPHS



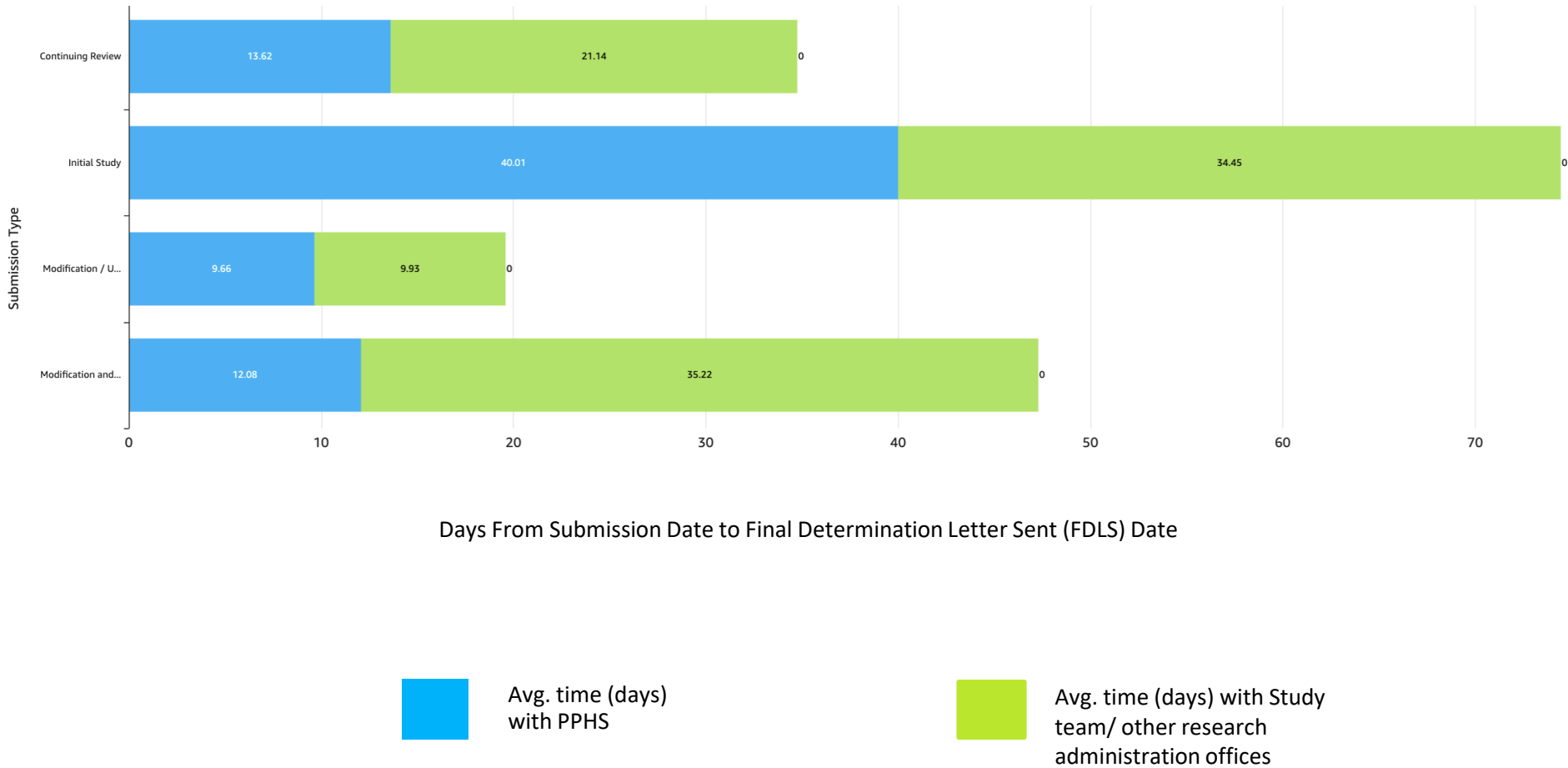
Avg. time (days) with PPHS incl. Pre-review and Committee Review



Avg. time (days) with Study team/ other research administration offices

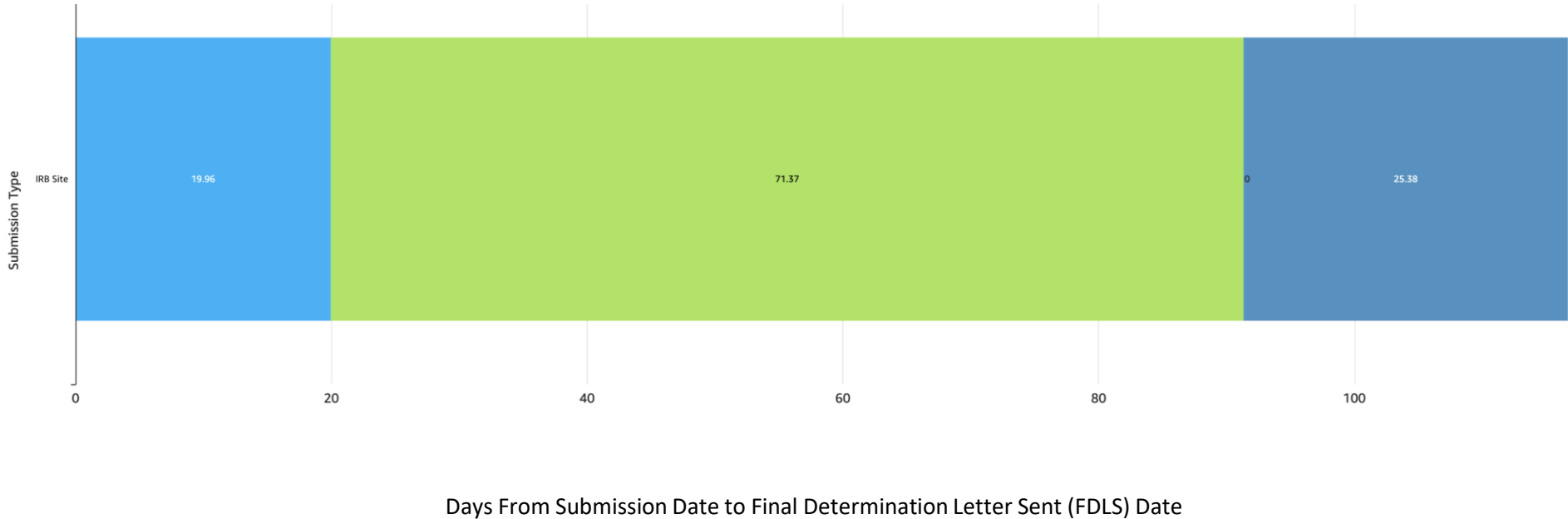
2/1/2025 – 2/28/2025


Expedited: Average Time Spent With PPHS vs. Outside PPHS





2/1/2025 – 2/28/2025

R2R: Average Time Spent With PPHS vs. Outside PPHS vs. External IRB



 Avg. time (days) with PPHS

 Avg. time (days) with Study team/ other research administration offices

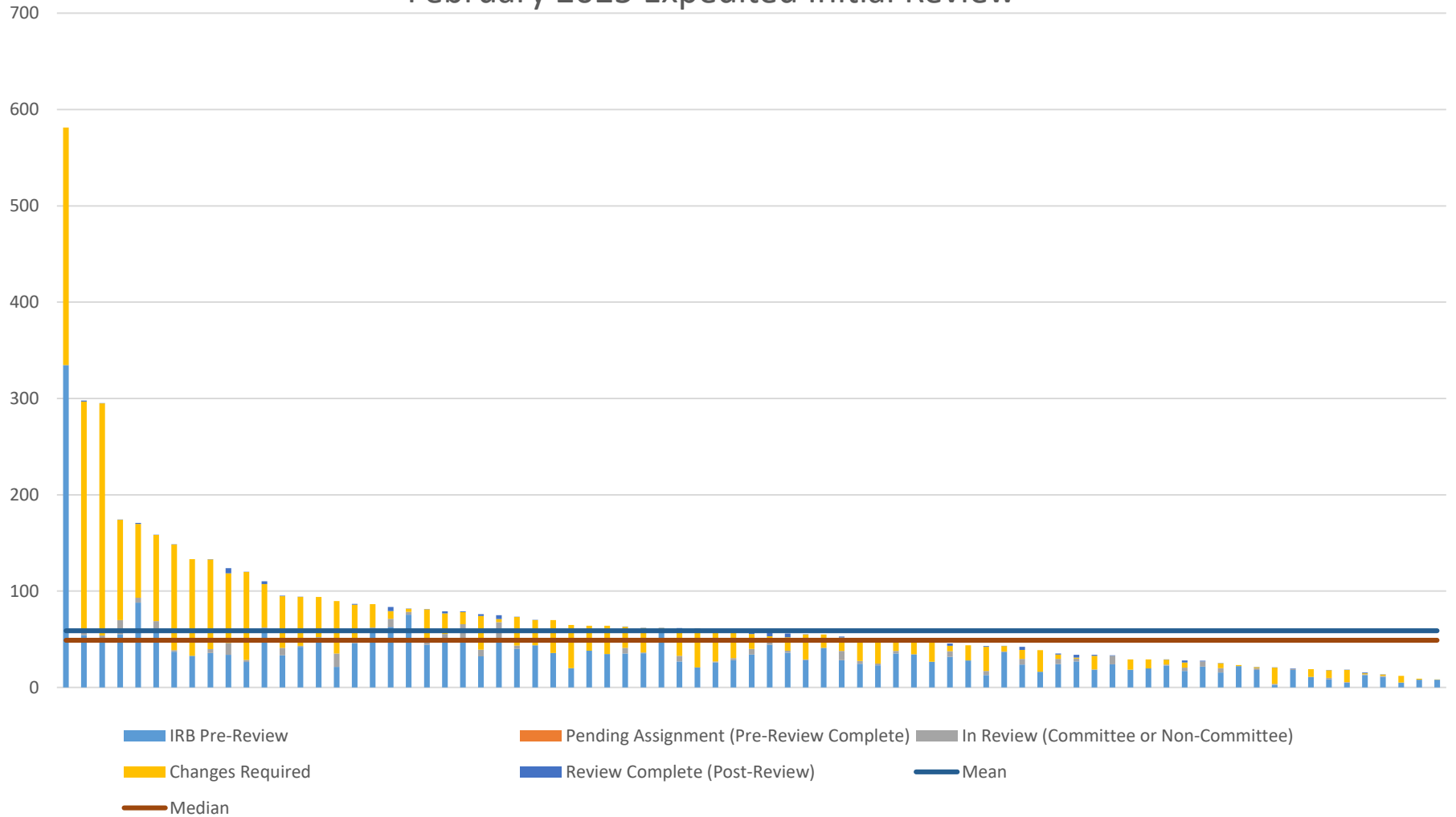
 Avg. time (days) with External IRB

February 2025 Full Board Initial Review



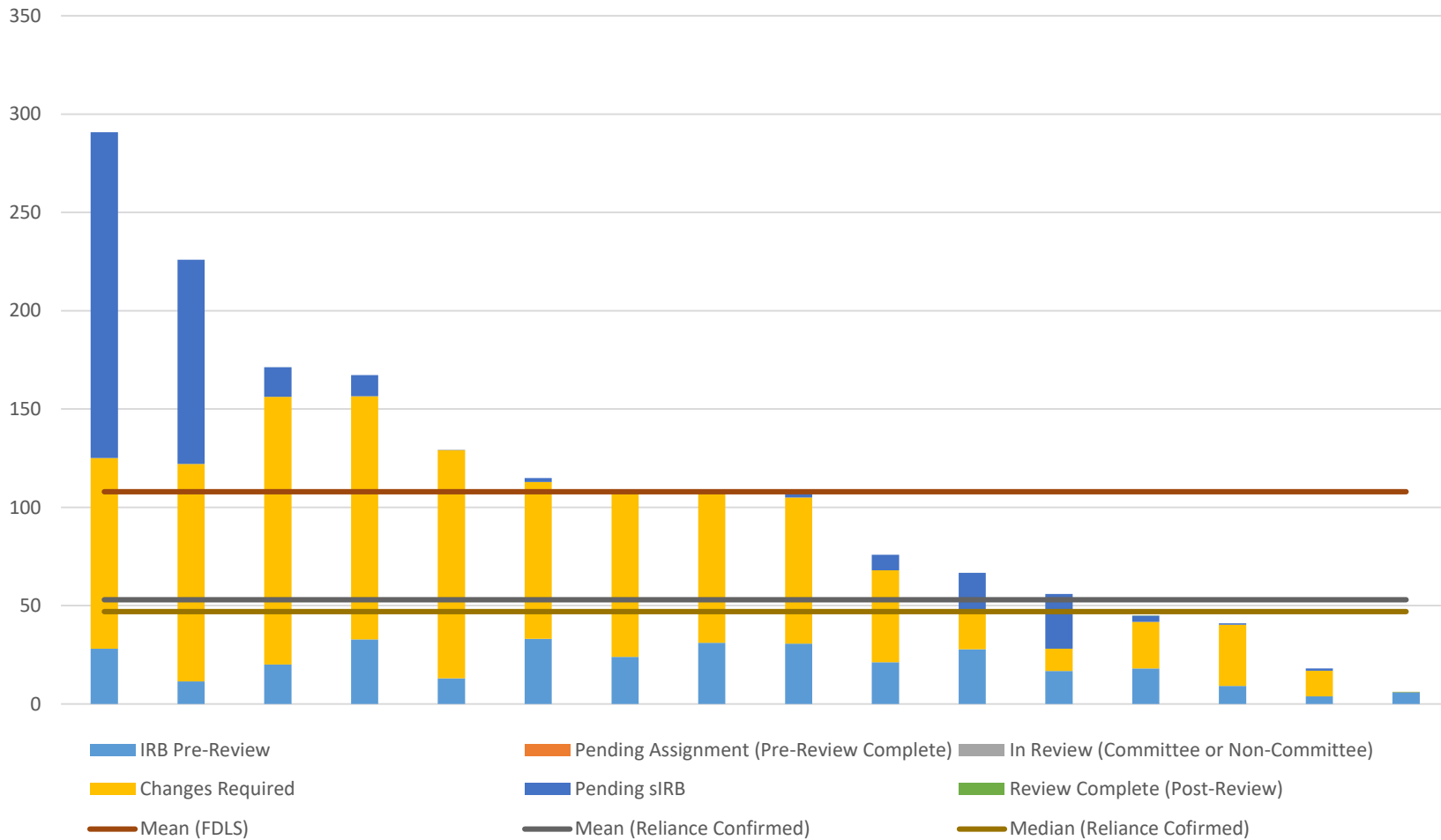
*****If the top outlier is removed, the TAT reduces from 71 to 63.*****

February 2025 Expedited Initial Review



*****With the top 2 outliers removed, the TAT reduces from 59 to 53.*****

February 2025 Reliance Initial Review



*****If the top 2 outliers are removed, the TAT reduces from 108 to 87.*****