

IRB Monthly Dashboard: 5/1/2025 – 5/31/2025

Average Monthly Turnaround Time (TAT) for Approved Submissions (Calendar Days)									
Initial Review			Continuing Review*			Modifications			
	TAT	Last Month	YTD	TAT	Last Month	YTD	TAT	Last Month	YTD
Full Board (Mean)	63↓	76	83	40↑	36	41	45	43	46
Full Board (Median)	62↓	73	70	38↑	33	36	39	39	41
Expedited (Mean)	50	50	55	30↑	23	29	13	13	16
Expedited (Median)	37↑	33	42	15	16	20	6	7	8

# Active Studies	
Local	3718
R2R	988

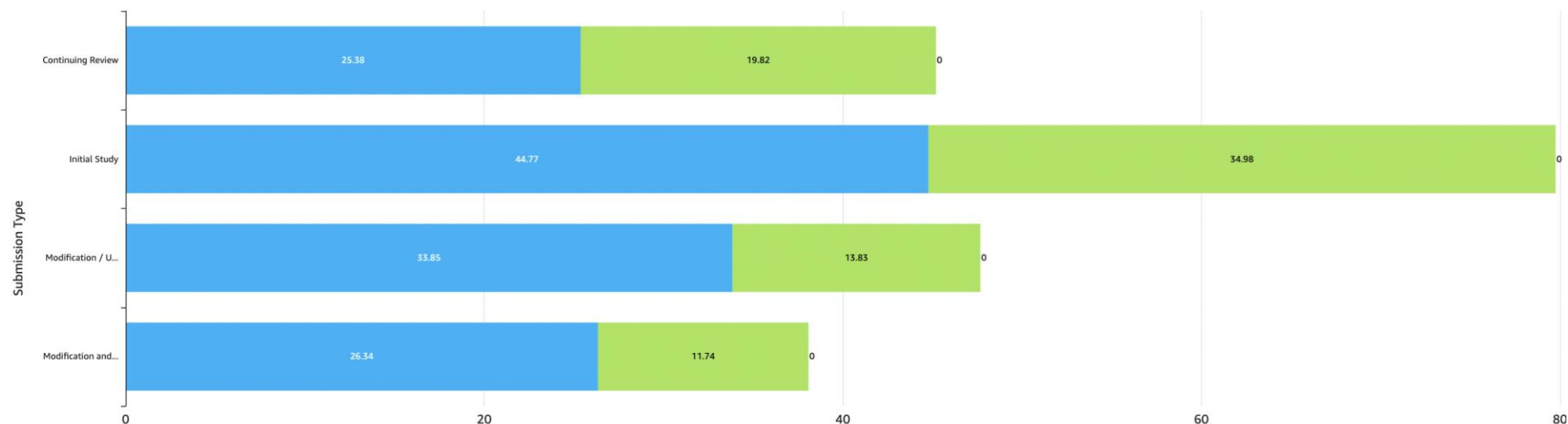
Total #Submissions in Month by Submission Type											
Initial		Continuing Review*		Modifications		RNI		Total (Including RNIs):			
This Month	Last Month	This Month	Last Month	This Month	Last Month	This Month	Last Month	This Month	Last Month	This Month (2024)	YTD
91	131	211	218	385	394	60	82	747	825	860	3993

INITIAL (R2R) EXTERNAL IRB METRICS						
# Submissions		Average TAT from Submission to Reliance Confirmed (Calendar Days)			Average TAT from Submission to FDLS^ (Calendar Days)	
This Month	Last Month	This Month (Mean/Median)	Last Month (Mean/Median)	YTD (Mean/Median)	This Month (Mean/Median)	Last Month (Mean/Median)
25	33	25↓/22↓	32/27	38/30	68↓/59↓	81/57

Green # (↓) = TAT decreased >2 days from last month
Red # (↑) = TAT increased >2 or more days from last month
Black # = TAT unchanged or less than 2 days changed from last month
 *"Modification and Continuing Review" combination submissions are counted towards the Continuing Review Turnaround Time and #Submissions
 ^Final Determination Letter Sent

5/1/2025 – 5/31/2025

Full Board: Average Time Spent With PPHS vs. Outside PPHS



Days From Submission Date to Final Determination Letter Sent (FDLS) Date



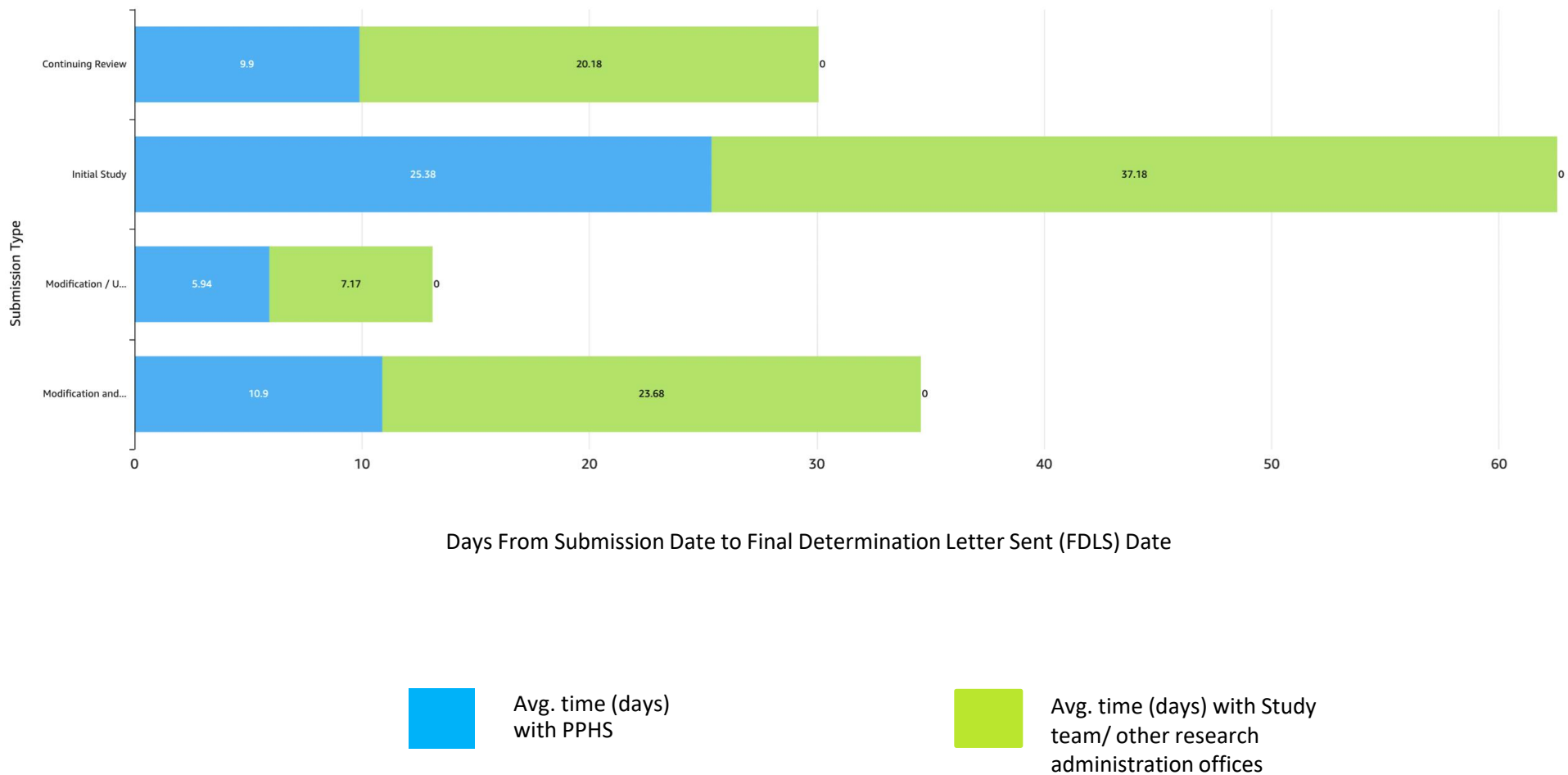
Avg. time (days)
with PPHS incl. Pre-
review and
Committee Review



Avg. time (days) with Study
team/ other research
administration offices


5/1/2025 – 5/31/2025

Expedited: Average Time Spent With PPHS vs. Outside PPHS



5/1/2025 – 5/31/2025

R2R: Average Time Spent With PPHS vs. Outside PPHS vs. External IRB



Days From Submission Date to Final Determination Letter Sent (FDLS) Date



Avg. time (days)
with PPHS

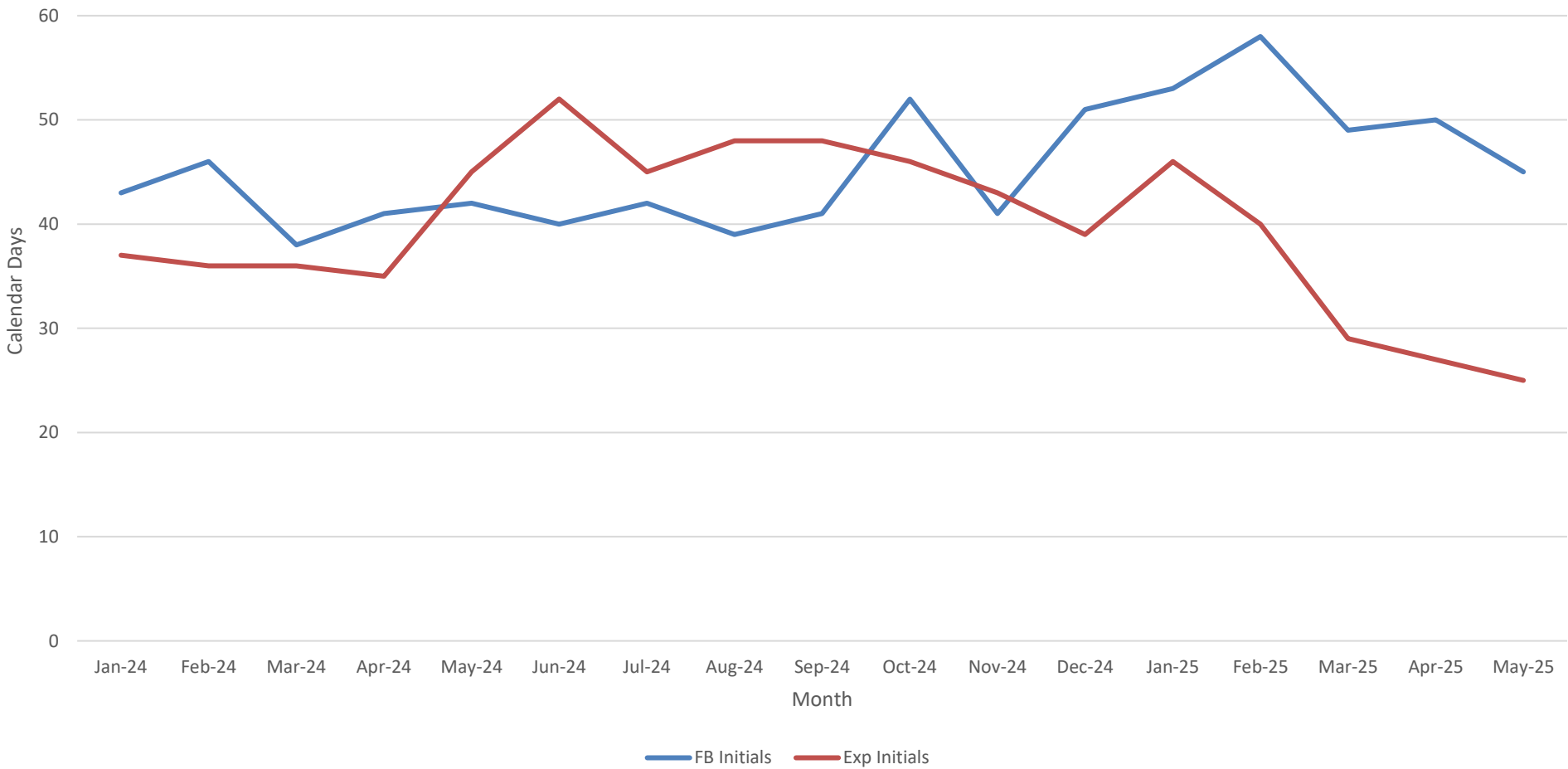


Avg. time (days) with Study
team and External IRB

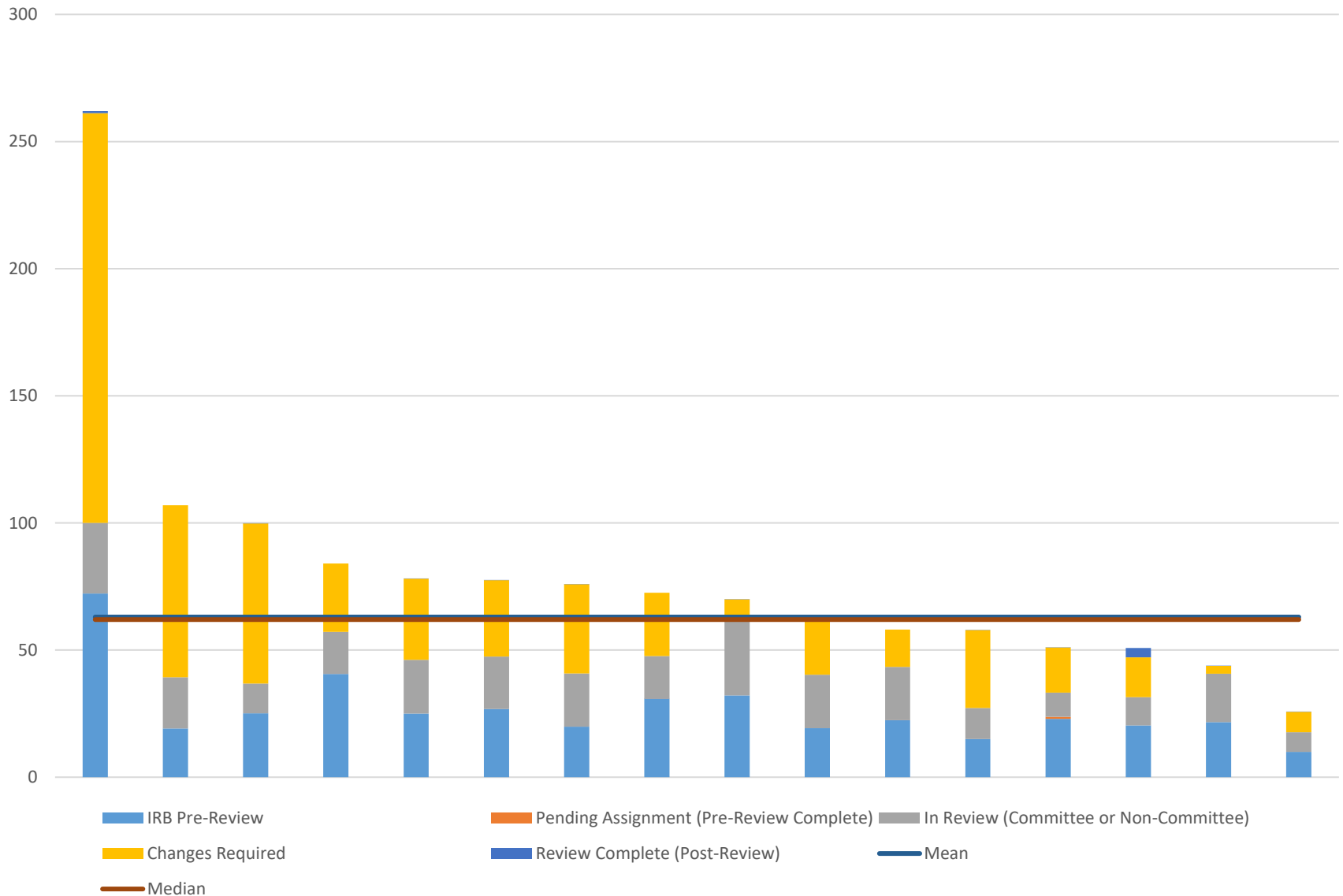


Previously Avg. time
(days) with External
IRB; since Jan 2025
represents time with
PPHS

Monthly Average Calendar Days with the PPHS

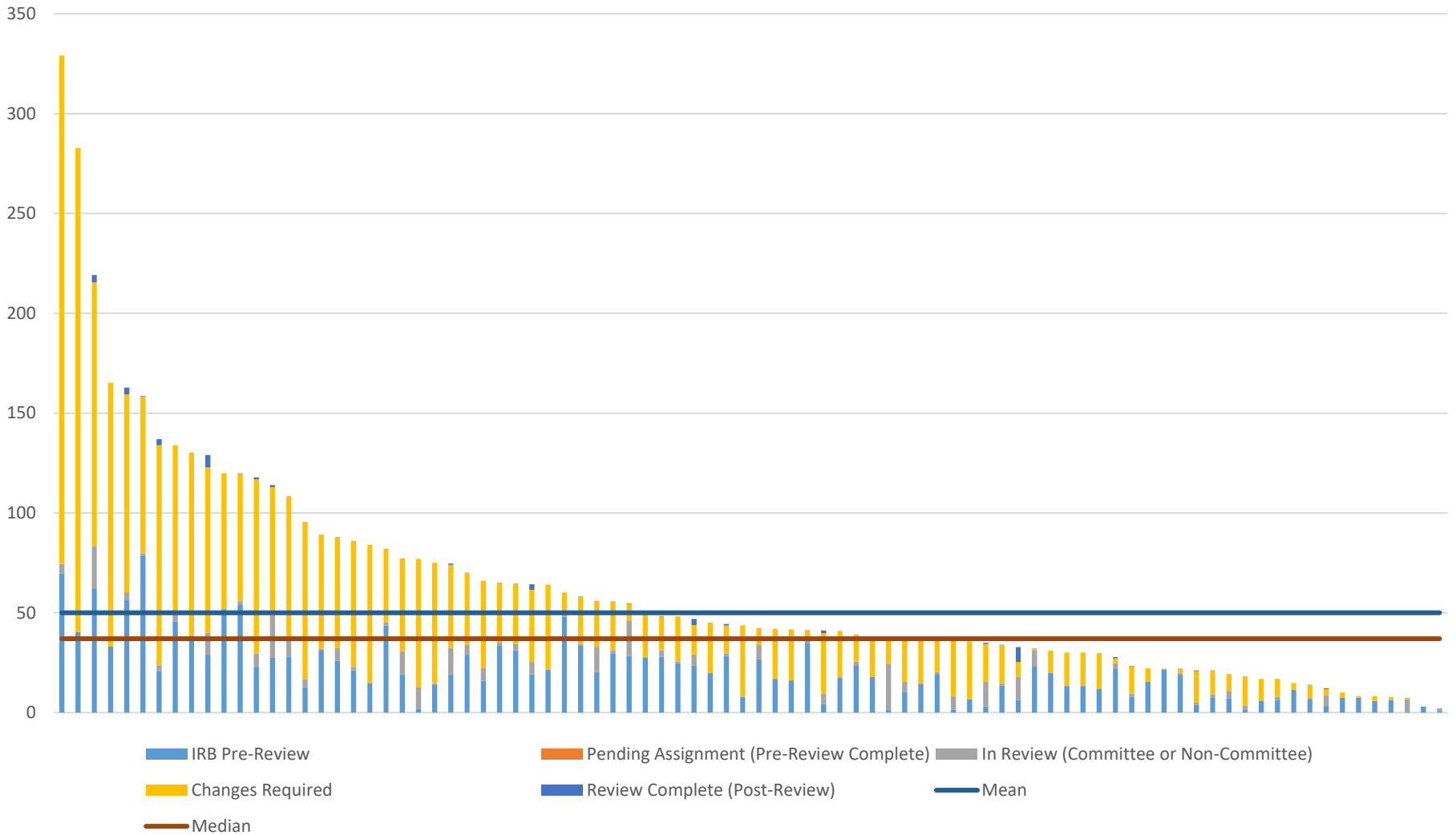


May 2025 FB Initial Review



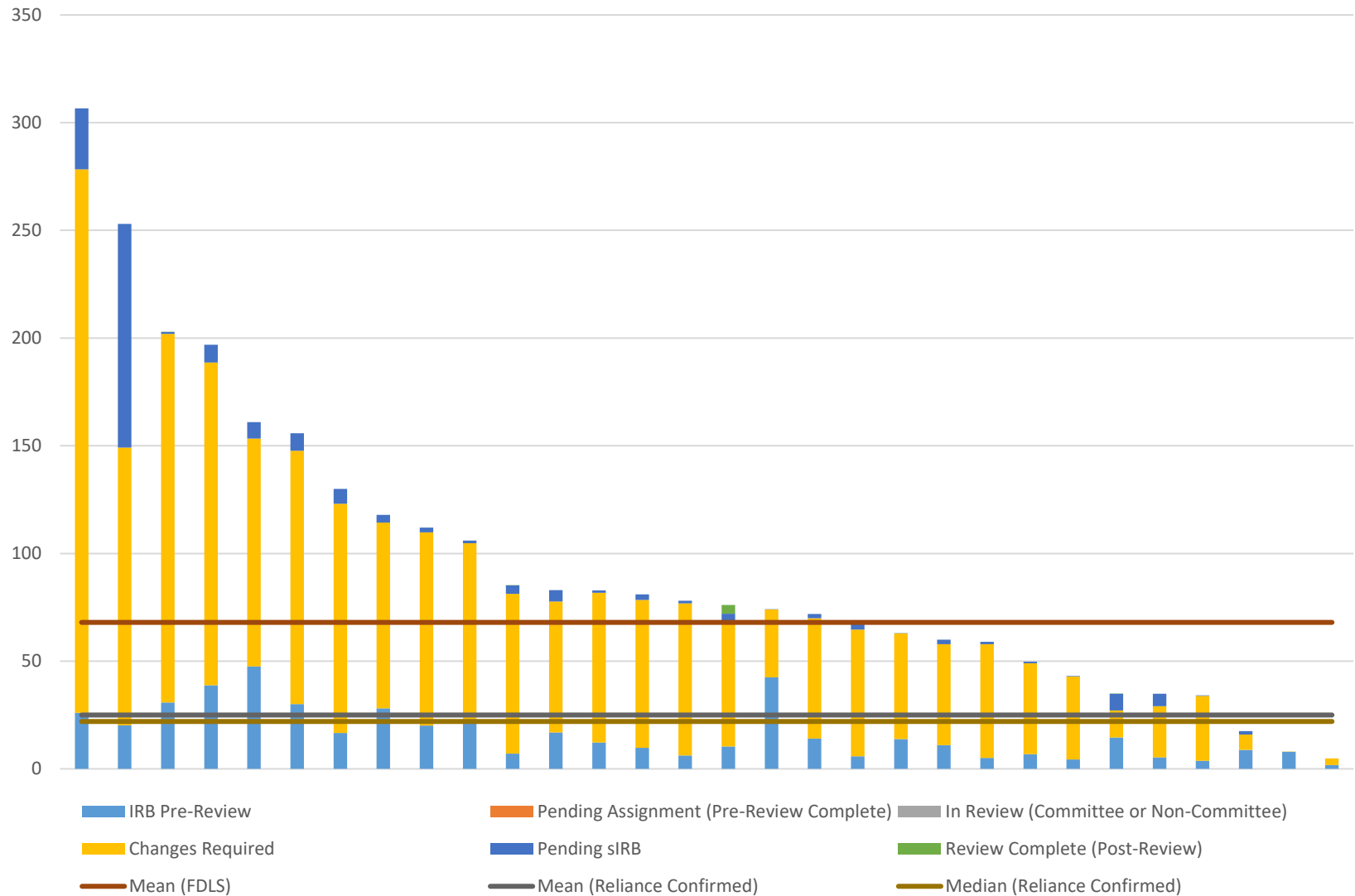
*****If the top 2 outliers are removed, the TAT reduces from 63 to 57.*****

May 2025 Expedited Initial Review



*****With the top 2 outliers removed, the TAT reduces from 50 to 46.*****

May 2025 R2R Initial Review



*****If the top 2 outliers are removed, the TAT reduces from 68 to 59.*****