

IRB Monthly Dashboard: 9/1/2024 – 9/30/2024

Average Monthly Turnaround Time for Submissions Requiring Approval (Calendar Days)

	Initial Review			Continuing Review*			Modifications		
	TAT	Last Month	YTD	TAT	Last Month	YTD	TAT	Last Month	YTD
Full Board (Mean)	83↑	63	76	39↓	55	41	57↑	40	45
Full Board (Median)	72↑	58	59	35	35	35	40↑	35	35
Expedited (Mean)	76↑	69	72	30	30	29	16↑	13	15
Expedited (Median)	65	63	63	25	23	22	8	6	6

Total #Submissions in Month by Submission Type

Initial		Continuing Review*		Modifications		RNI		Total (Including RNIs):			
This Month	Last Month	This Month	Last Month	This Month	Last Month	This Month	Last Month	This Month	Last Month	This Month (2023)	YTD
94	115	194	236	441	498	56	67	785	916	912	7298

INITIAL (R2R) EXTERNAL IRB METRICS

# Submissions		Average TAT from Submission to Reliance Confirmed (Calendar Days)			Average TAT from Submission to FDLS (Calendar Days)	
This Month	Last Month	This Month (Mean/Median)	Last Month (Mean/Median)	YTD (Mean/Median)	This Month (Mean/Median)	Last Month (Mean/Median)
29	25	41/34↓	47/46	41/31	106↓/91	109/89

Green # (↓) = TAT decreased >2 days from last month

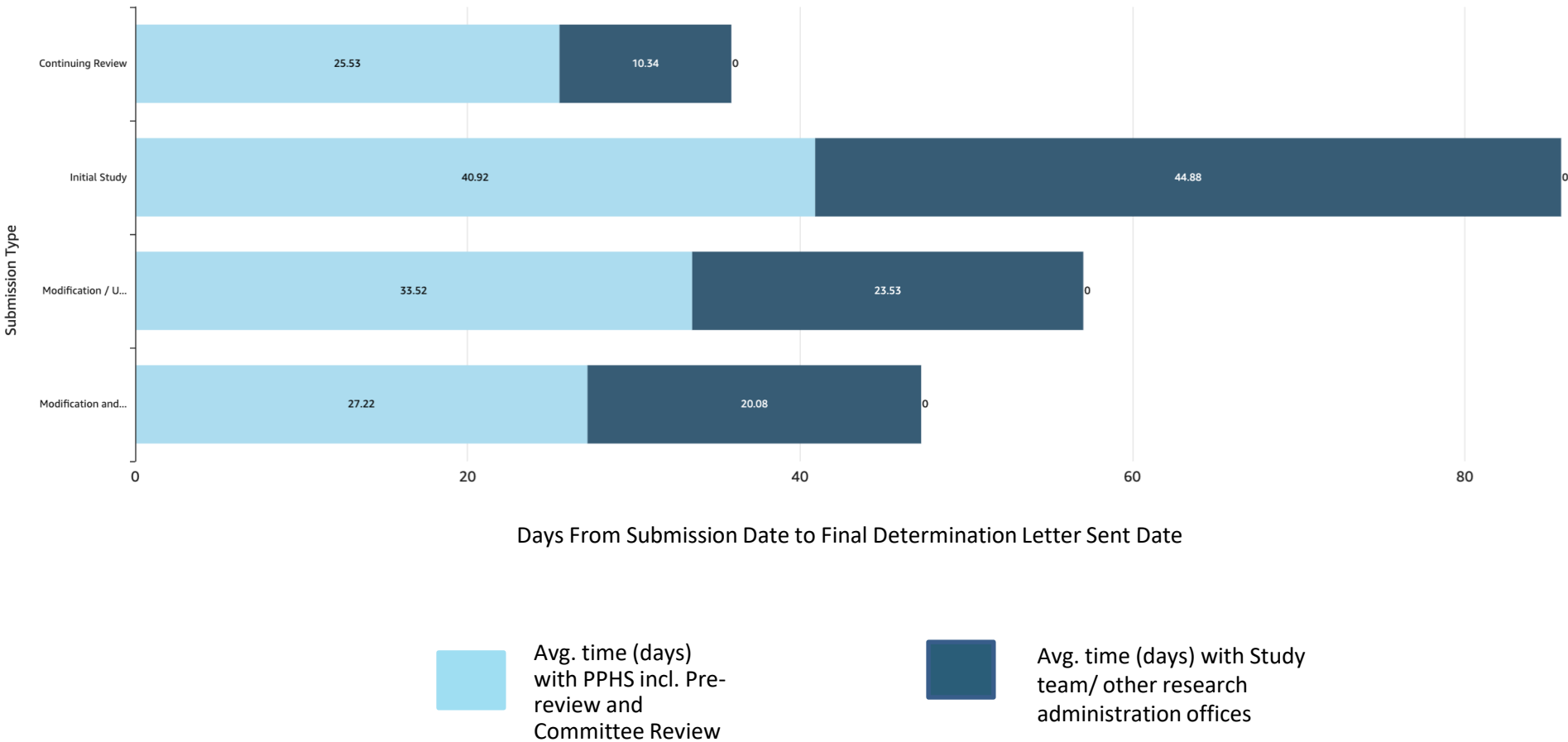
Red # (↑) = TAT increased >2 or more days from last month

Black # = TAT unchanged or less than 2 days changed from last month

*"Modification and Continuing Review" combination submissions are counted towards the Continuing Review Turnaround Time and #Submissions

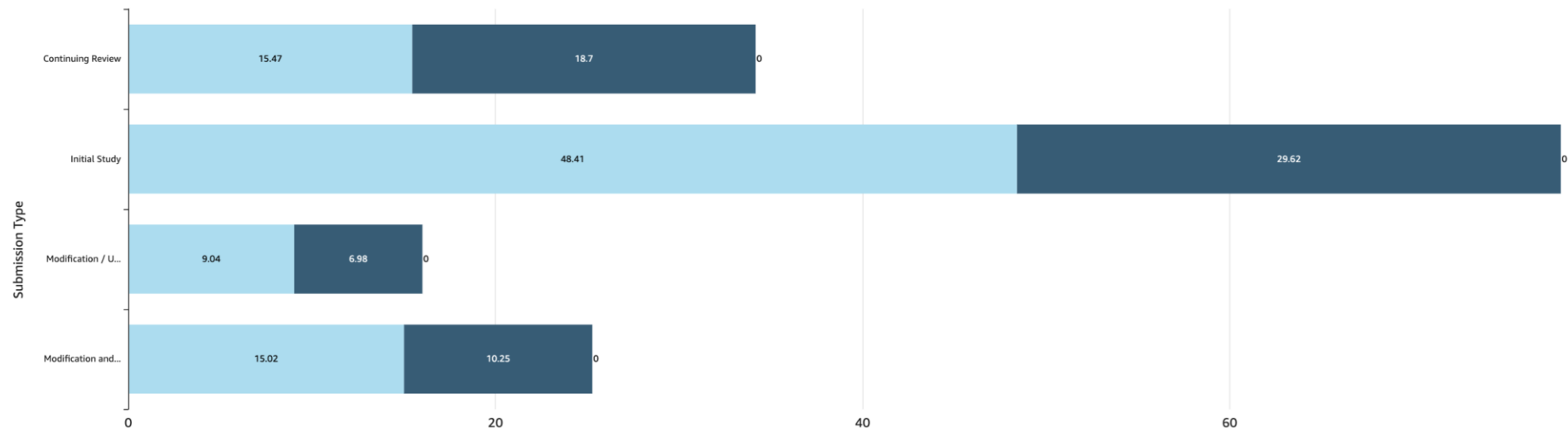
9/1/2024 – 9/30/2024

Full Board: Average Time Spent With PPHS vs. Outside PPHS



9/1/2024 – 9/30/2024

Expedited: Average Time Spent With PPHS vs. Outside PPHS



Days From Submission Date to Final Determination Letter Sent Date



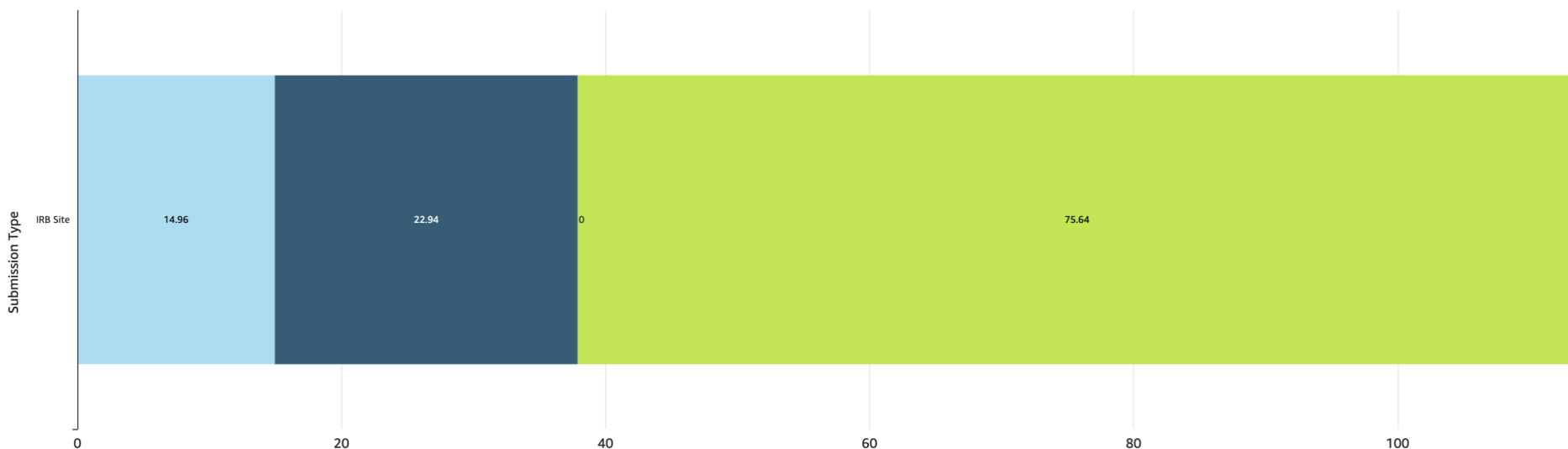
Avg. time (days)
with PPHS



Avg. time (days) with Study
team/ other research
administration offices

9/1/2024 – 9/30/2024

R2R: Average Time Spent With PPHS vs. Outside PPHS vs. External IRB



Days From Submission Date to Final Determination Letter Sent Date



Avg. time (days)
with PPHS

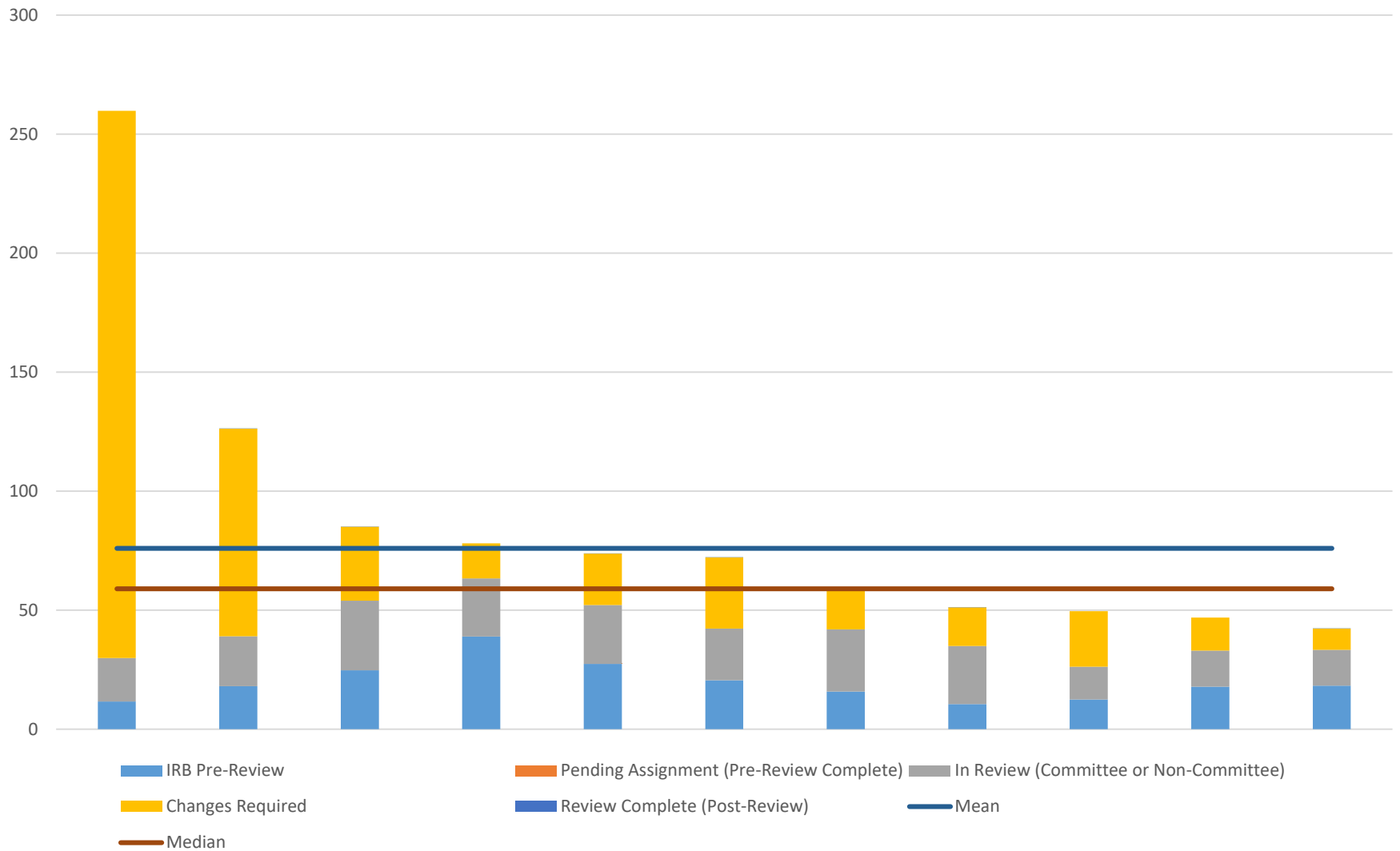


Avg. time (days) with Study
team/ other research
administration offices



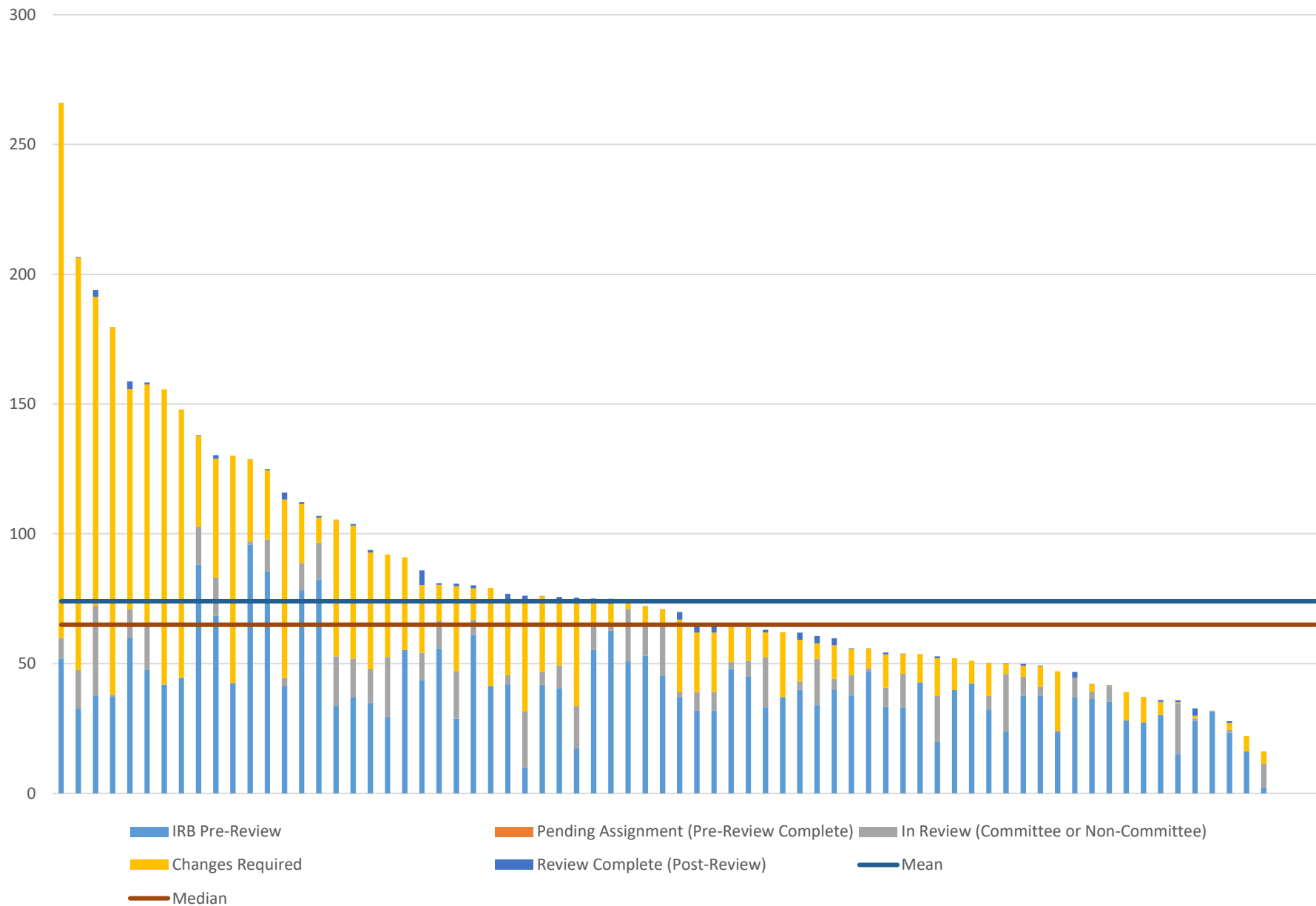
Avg. time (days) with
External IRB

September 2024 Full Board Initial Review

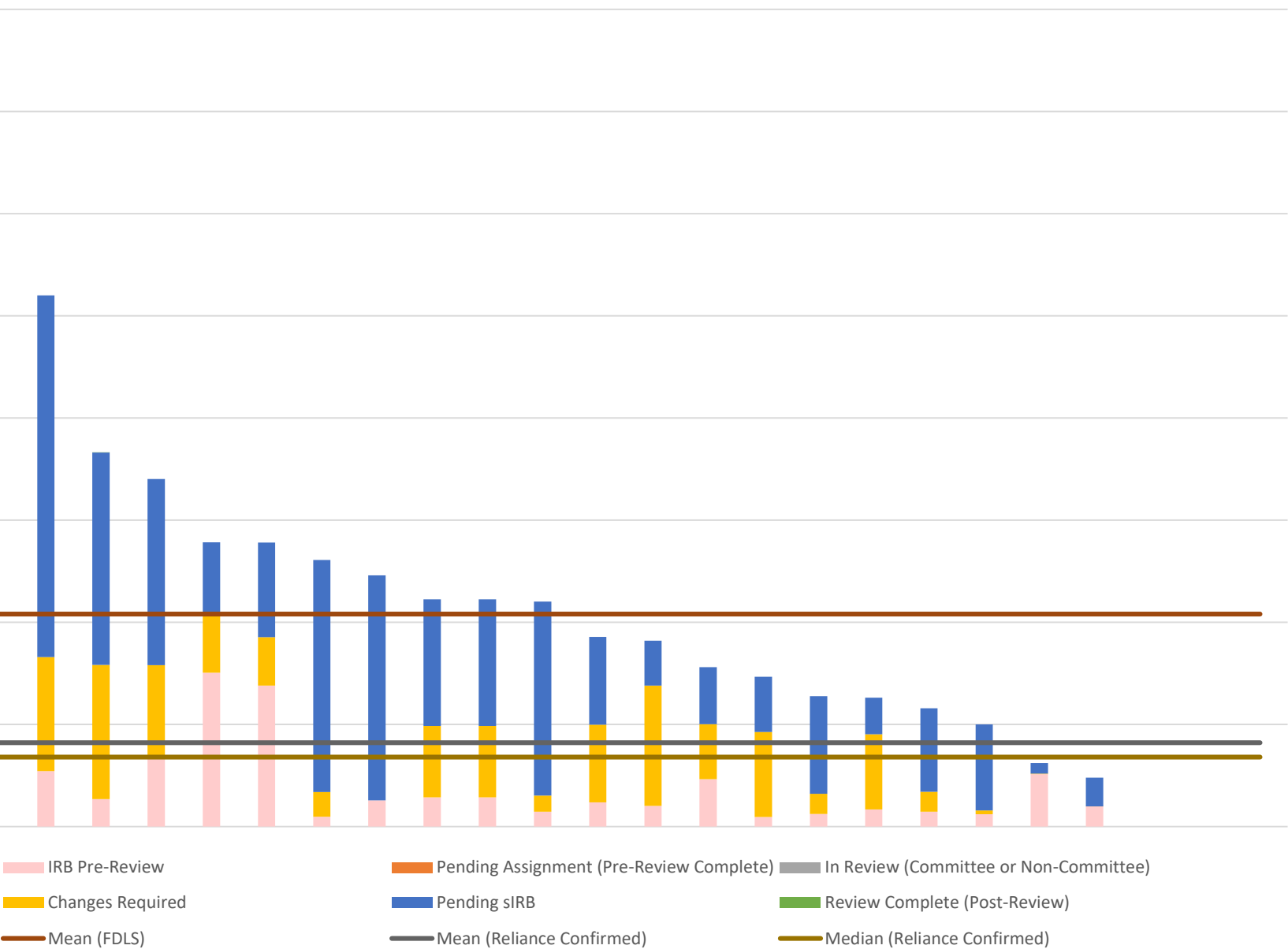


*****If the top outlier is removed, the TAT reduces from 83 to 66.*****

September 2024 Expedited Initial Review



September 2024 Reliance Initial Review



****If the top 2 outliers are removed, the TAT reduces from 106 to 82. ****